



E3 VISE ACTION® Compression Latch

Machined stainless steel housing · Tool operated
Adjustable grip · 19.1mm size

- Consistent pre-set compression
- Easy grip adjustment
- Premium finish and corrosion resistance
- EN 45545-3 E60 Compliant

Material and Finish

Stainless steel (304 and 316 machined)

Performance Details

Maximum static load: 600 N

Sealing Notes

NEMA 4 and IP65 enabled using gasket supplied

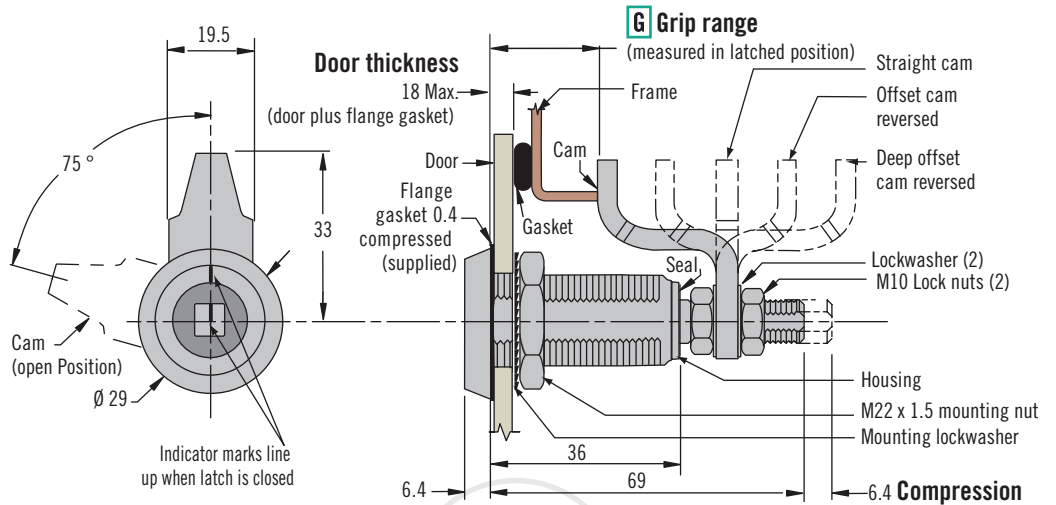
Keys and Accessories

See page 90

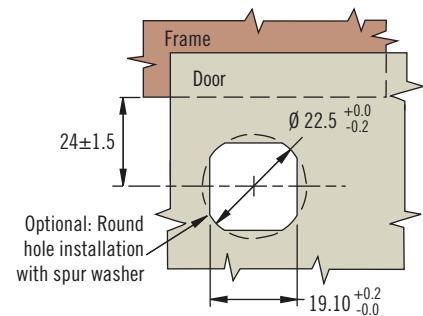

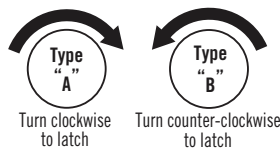
Installation Notes

Caution: Position cam so latching function can be achieved comfortably by hand.

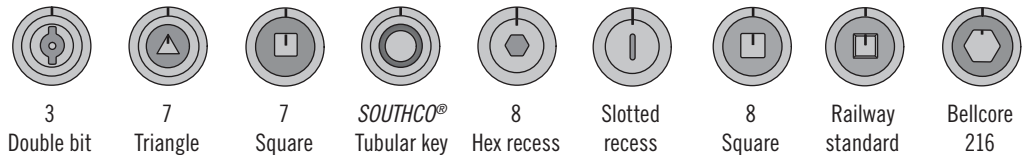
Recommended tightening torque for the mounting nut is 20 N·m .



R Rotation



H Head Styles



Part Number Selection

See table

- H Head Style**
- 2 3 Double bit
 - 3 7 Triangle
 - 4 7 Square
 - 5 SOUTHCO® Tubular key
 - 6 8 Hex recess
 - 9 Slotted recess
 - 10 8 Square
 - 11 Railway standard
 - 15 Bellcore 216
- R Rotation**
- 1 Type A clockwise to latch
 - 22 Type B counter-clockwise to latch

G Grip	Minimum	Maximum	Cam Type
1	16.4	32.2	Deep offset cam, forward
	71.3	81.2	Deep offset cam, reversed
2	30.4	46.1	Offset cam, forward
	57.6	73.3	Offset cam, reversed
3	43.9	59.6	Straight cam

E3 - R H - G O

Dimensions in millimeters unless otherwise stated

Other options available. For complete details on variety, part numbers, installation and specification, go to



www.southco.com/E3