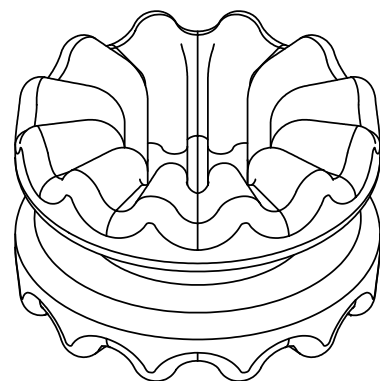
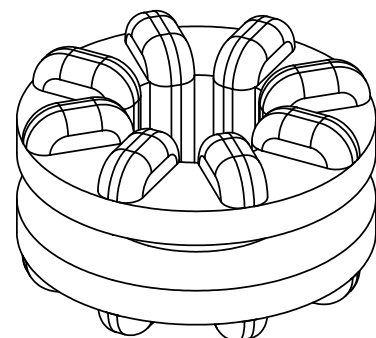


GROMMET TABLE

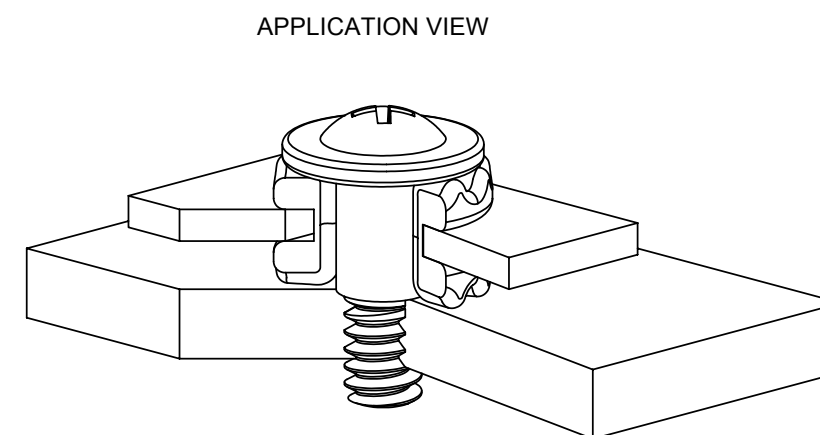
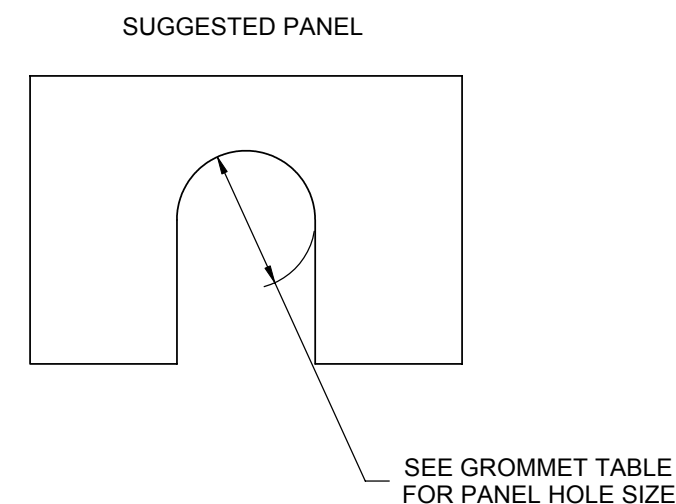
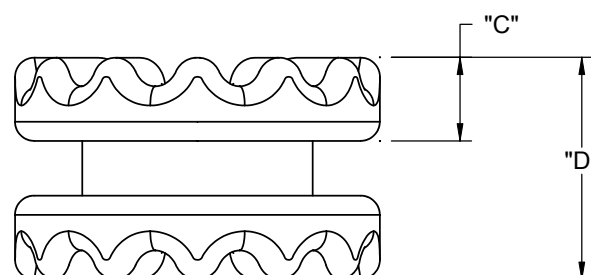
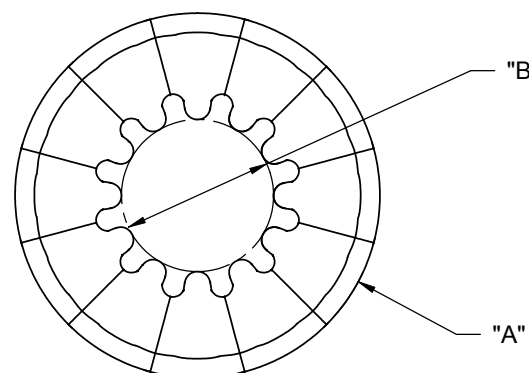
PART NUMBER	DIM. "A" ±.010	DIM. "B" ±.010	PANEL THICKNESS	PANEL HOLE SIZE	DIM. "C"	DIM. "D"
VG-1	.380 [9.7]	.158 [4]	.057±.006 [1.45±0.15]	.250±.005 [6.35±0.13]	.087 [2.2]	.231 [5.9]
VG-2	.565 [14.4]	.188 [4.8]	.063±.006 [1.6±0.15]	.375±.005 [9.53±0.13]	.131 [3.3]	.324 [8.2]
VG-3	.380 [9.7]	.158 [4]	.031±.003 [0.79±0.08]	.250±.005 [6.35±0.13]	.100 [2.5]	.231 [5.9]
VG-4	.565 [14.4]	.188 [4.8]	.043±.004 [1.09±0.1]	.375±.005 [9.53±0.13]	.141 [3.6]	.324 [8.2]
VG-5	[.374] 9.5	[.142] 3.6	[.055±.006] 1.4±0.15	[.217±.005] 5.5±0.13	[.083] 2.1	[.217] 5.5



VG-1 TO VG-4



VG-5



- NOTES:
 1. MATERIAL: NEOPRENE RUBBER UL 94 V-0 (RMS-190)
 2. COLOR: BLACK
 3. PRIMARY DIMENSIONS ARE IN INCHES, SECONDARY DIMENSIONS [mm] ARE REFERENCE, EXCEPT FOR PART VG-5, PRIMARY UNITS ARE mm
 4. SEE DRAWING "VGS" FOR SCREW INFORMATION

F	SEE ECN #1299	SK	03/20/07
E	SEE ECN #1298	SK	03/16/07
D	SEE ECN #1294	SK	03/07/07
C	SEE ECN #1195 FOR CHANGES	SK	07/19/06
B	SEE ECN # 1031	SK	07/27/05
A	RELEASED FOR PRODUCTION	SK	07/25/05
REV.	DESCRIPTION	ENGR.	DATE

TITLE: VIBRATION GROMMET				DWG IN IN [MM]		FINAL	
CREATED USING SOLIDWORKS	FILE #: VG	DWN: R.D.G.	APP: R.D.G.				
TOLERANCES UNLESS NOTED .XX=±.010 .XXX=±.005 FRAC.=±1/64 ANG.=±1°	SHEET: 1 OF 1	SHEET SIZE: B	DT: 04/19/05	CHKD: D.J.Z	PART #		PRINT TYPE
RE: RICHCO		RICHCO, INC. ENG@RICHCO-INC.COM (773) 539-4060		SEE TABLE		CA	